



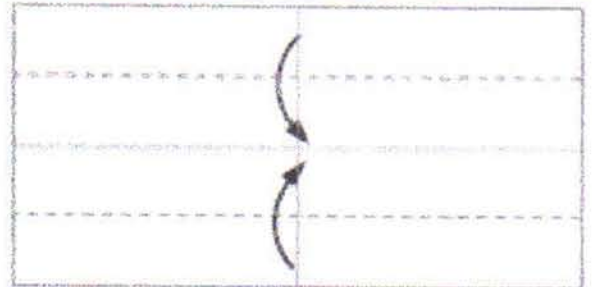
1 Cut with a pair of scissors



2 Fold in half to make a crease and unfold



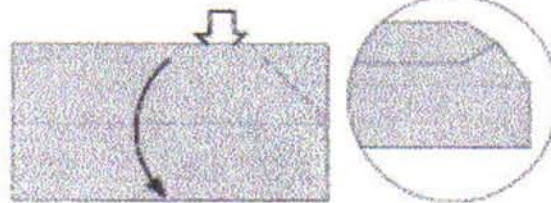
4 Fold in half




3 Fold in the dotted lines to meet the center lines



5 Fold to make a crease and unfold



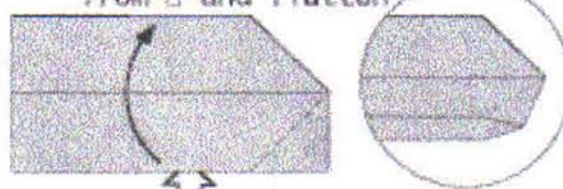
6 Open the pocket from  and flatten





7 Fold in the dotted line



8 Fold to make a crease and unfold




9 Open the pocket from  and flatten




10 Fold in the dotted line



11 Fold both sides in the dotted lines



12 Open in the dotted lines

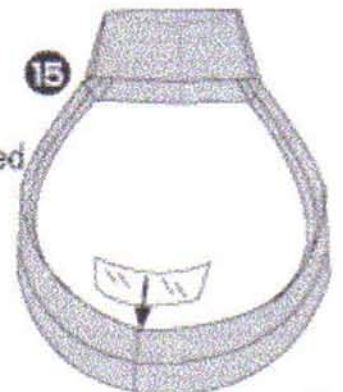


13 Flatten



14 Tuck in

Stick a sellotape and finished



15

A Ring 2